



# Manlius Fire Department

The Manlius Fire Department provides Fire and Emergency Medical Services to the Village of Manlius, the Town of Manlius and the Town of Pompey. The Fire Department covers approximately 27 square miles of both residential, commercial and agricultural properties.

## 2024 Budget Presentation

# Manlius Fire Department

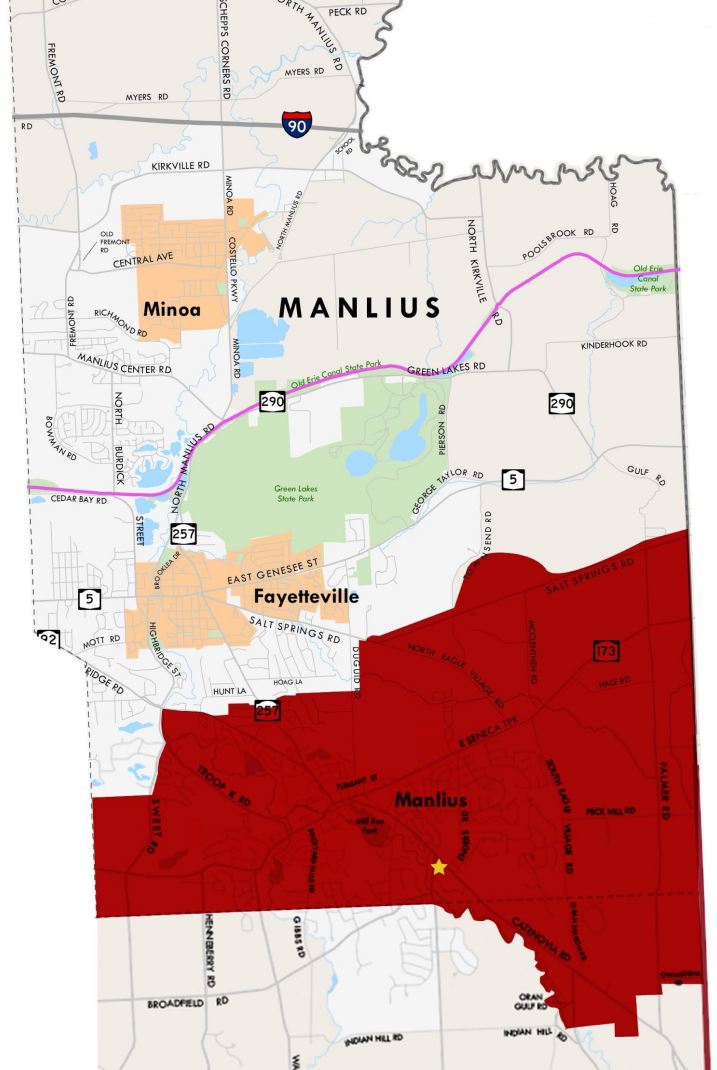
The Manlius Fire Coverage is 27 square miles and covers the Village of Manlius, the Town of Manlius and the Town of Pompey.

## 2023 Calls (Jan - Aug)

- **486 Fire & Rescue Calls**  
209 in district    277 mutual aid
- **1323 Ambulance Calls**  
1065 in district    258 mutual aid

## 2022 Calls

- **715 Fire & Rescue Calls**  
346 district    369 mutual aid
- **2203 Ambulance Calls**  
1,558 in district    645 mutual aid





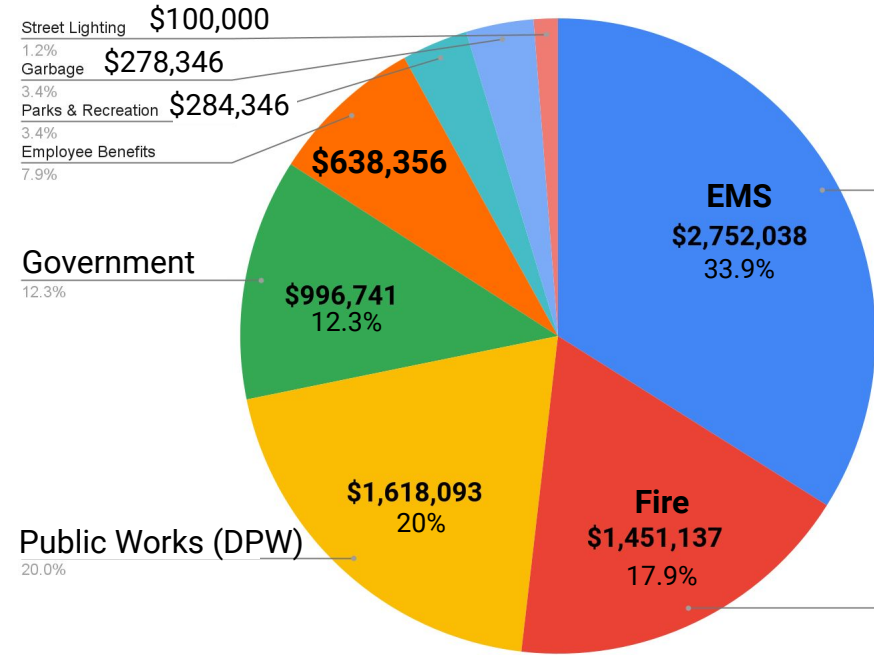
**51 volunteers**  
**19 career**

Members provided approximately 5809  
hours in training during drills & classes.

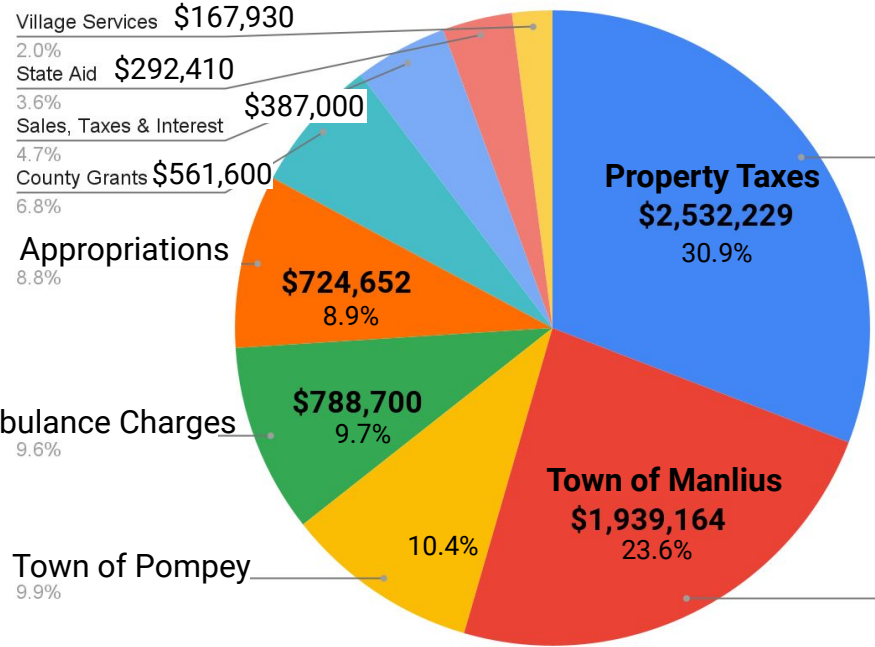
37,486 volunteer & career duty hours  
in 2022

**THANK YOU!**

# Village of Manlius Budget 2023 - 2024



**Expenses**



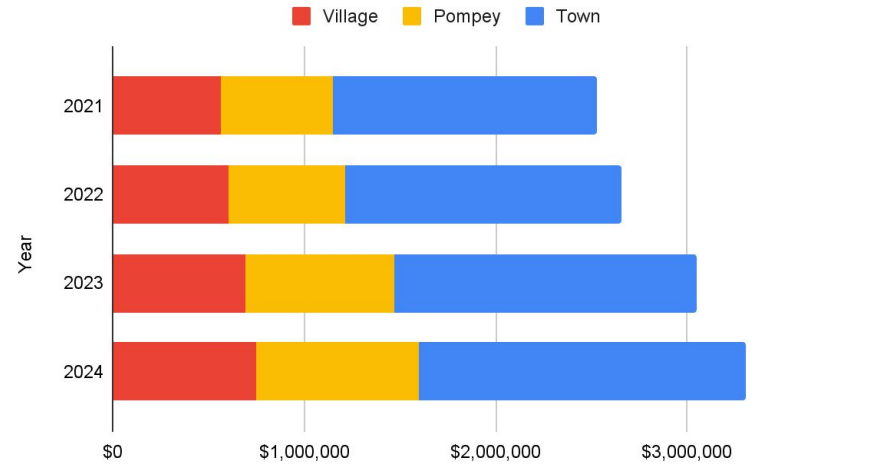
**Revenue**

**2023-2024 TOTAL BUDGET**

**\$8,107,692**

# Village of Manlius Fire & EMS Budget

Village of Manlius Fire Budget



## Total Budget 2023 - 2024

	Fire Budget	EMS Budget	Total Budget
Town of Manlius (55.4%)	\$606,924	\$1,232,240	\$1,839,164
Town of Pompey (24.5%)	\$267,870	\$543,858	\$881,728
Village of Manlius (20.1%)	\$270,707	\$1,776,098	\$667,282
	<b>Fire Total \$1,145,501</b>	<b>EMS Total \$2,172,673</b>	<b>Total \$3,318,175</b>

# Village of Manlius Fire Operating Expenses 2023 - 2024

**OPERATING EXPENSES**

**\$1,167,324**

**+**

**CAPITAL EXPENSES**

**\$283,813**

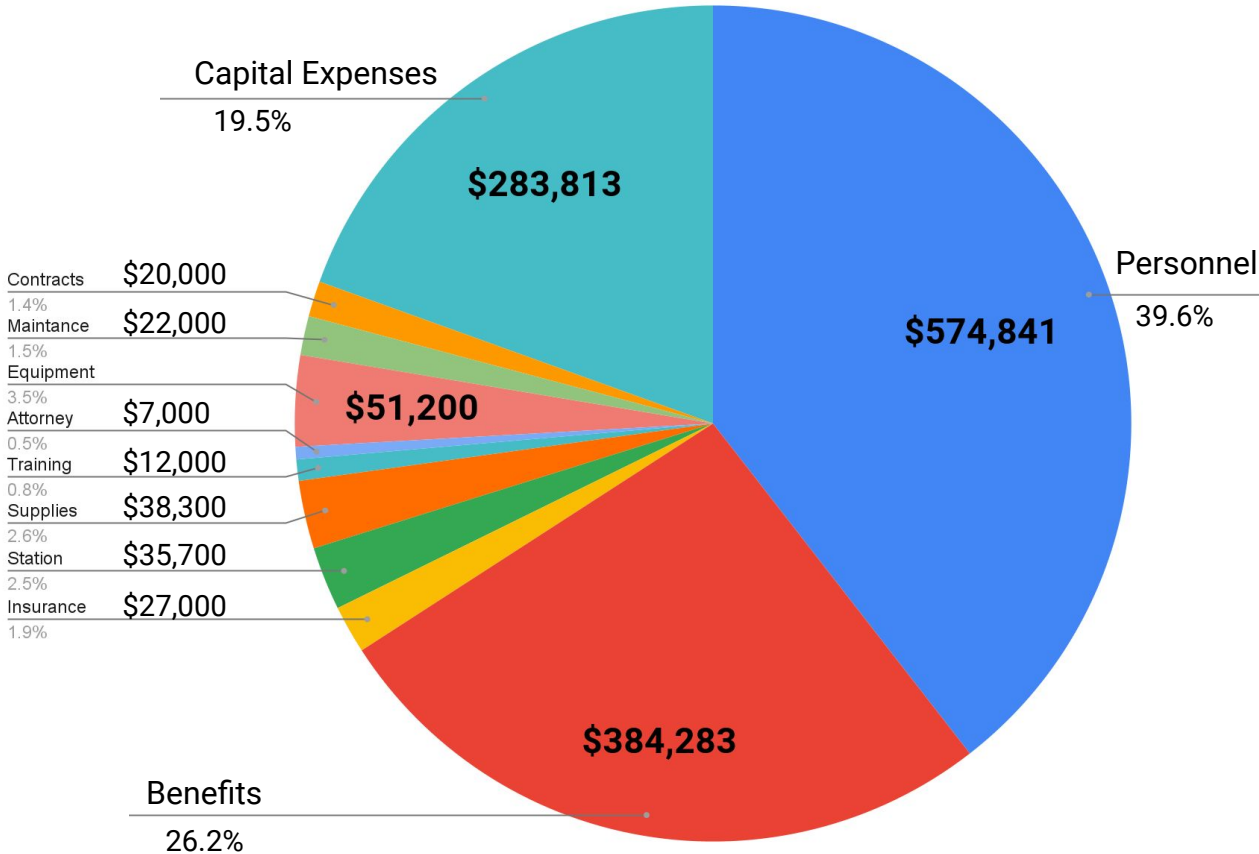
**-**

**REVENUE**

**\$105,000**

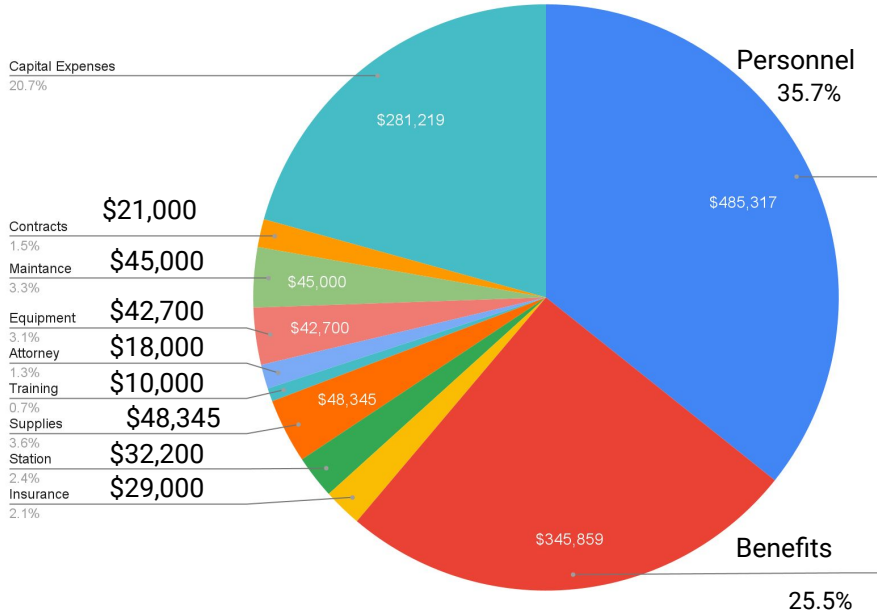
**TOTAL**

**\$1,346,137**



# Village of Manlius Fire Operating Expenses 2022-23 to 2023-24

Village of Manlius Fire Operating Expenses 2022-23

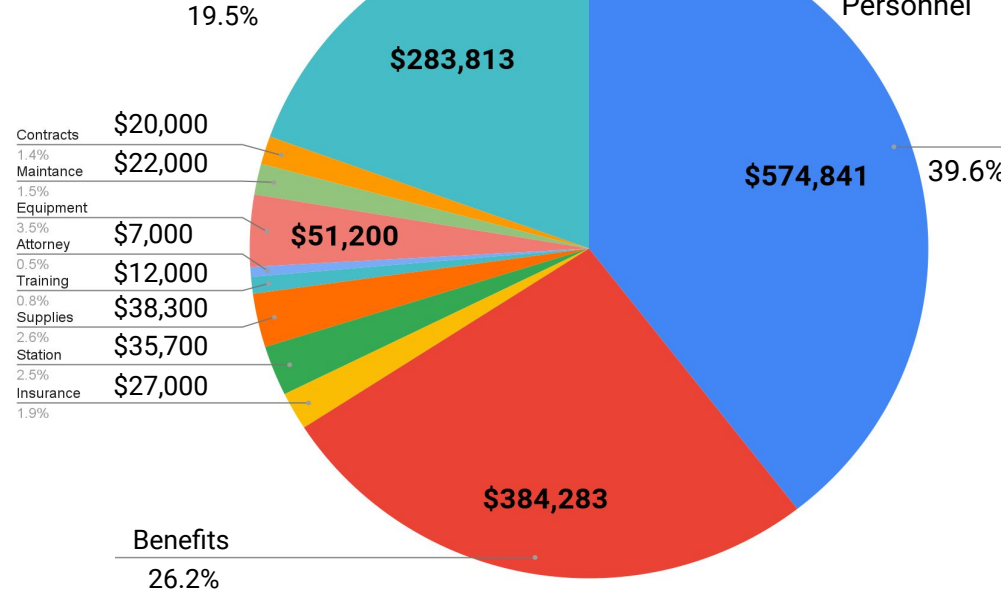


2022-2023

OPERATING EXPENSES

\$1,358,640

Capital Expenses



2023-2024

OPERATING EXPENSES

\$1,451,137

6.2% increase

# Village of Manlius EMS Operating Expenses 2023 - 2024

## OPERATING EXPENSES

**\$2,201,106**

**+**

## CAPITAL EXPENSES

**\$550,932**

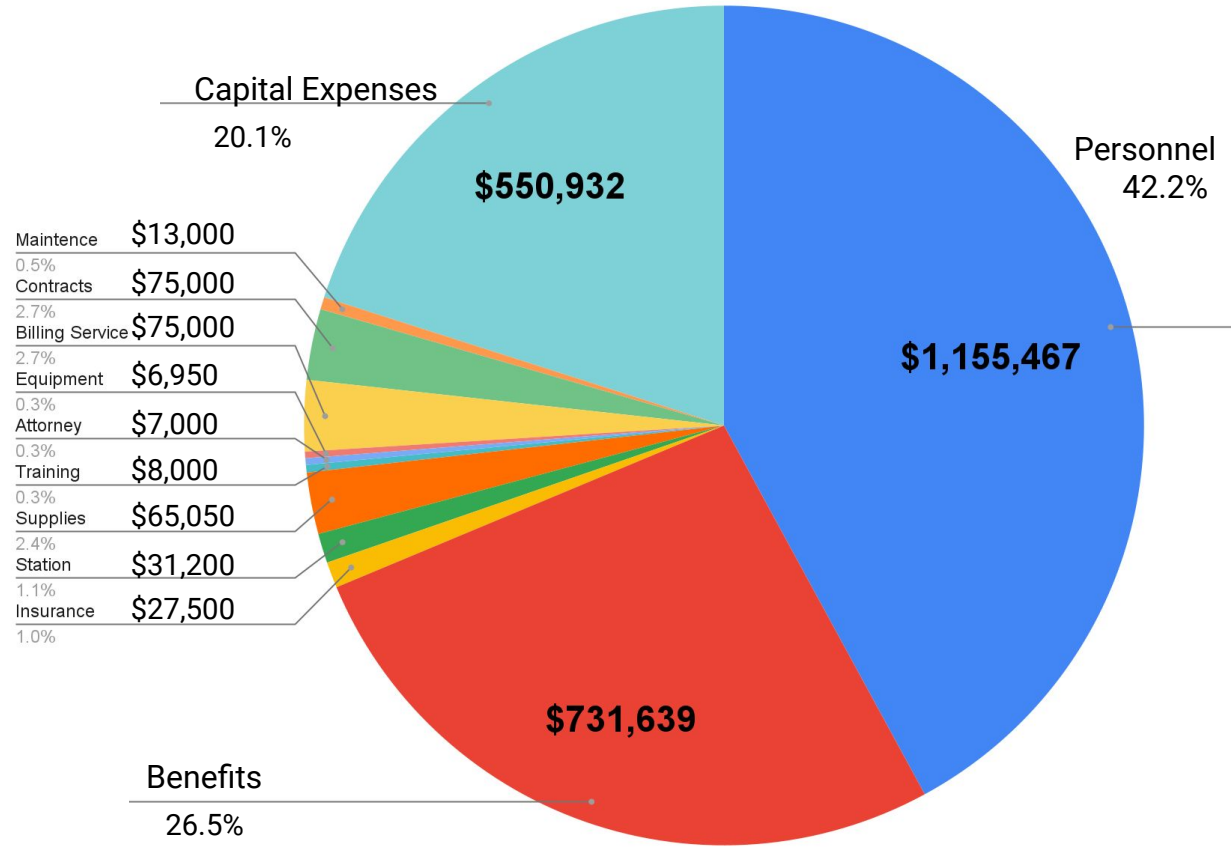
**-**

## REVENUE

**\$780,000**

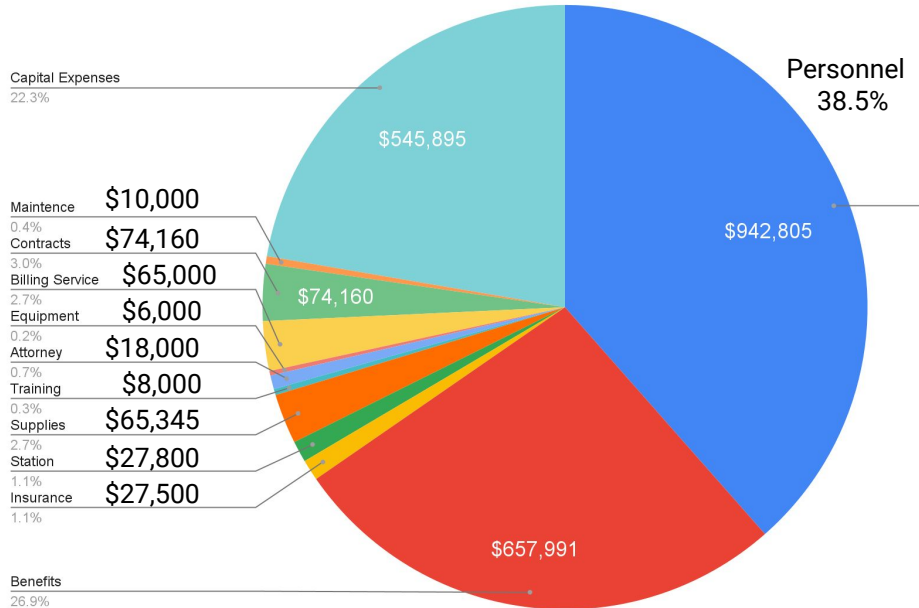
## TOTAL

**\$1,972,038**



# Village of Manlius EMS Operating Expenses 2022-23 to 2023-24

Village of Manlius EMS Operating Expenses 2022-23

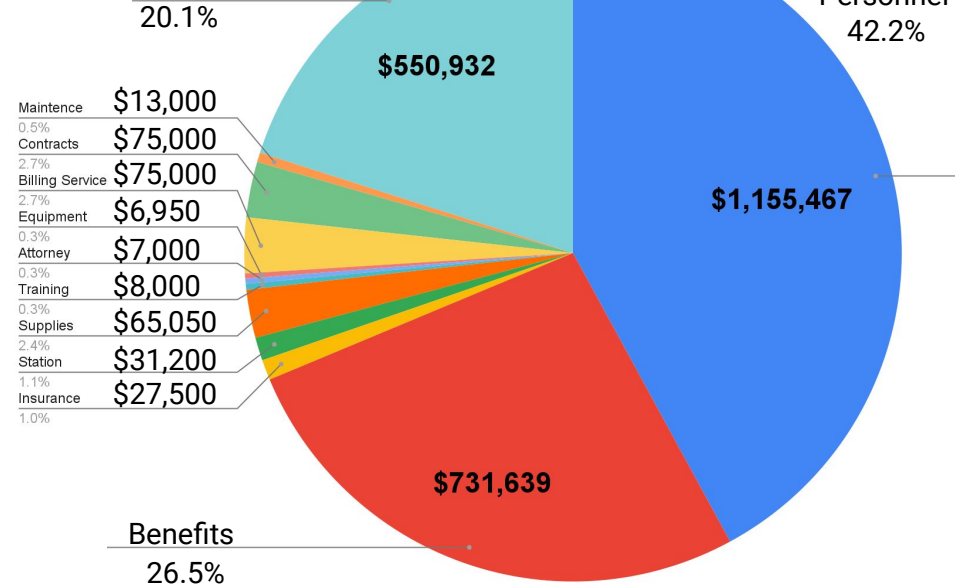


2022-2023

OPERATING EXPENSES

\$2,448,496

Capital Expenses

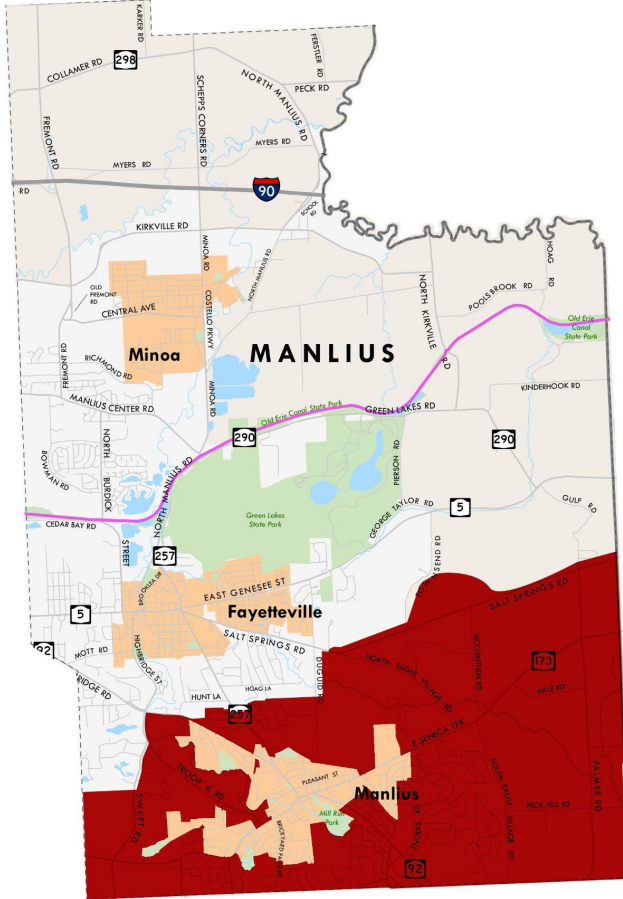


2023-2024

OPERATING EXPENSES

\$2,752,038

10.6% increase



# Manlius Fire Protection\*

(Special District)

**Tax Rate** (per \$1,000 of Assessed Value)

2023	2024	Change
1.95	1.8091	- .1409

## Example Fire Tax Calculation

Assessed Value	2023	2024	Change
200,000	\$390	\$361.82	-28.18
220,000		\$398	+8

\*Manlius Fire Protection District only applies to red area on map



Truck 2



Ambulance 1 & 2



M1



TP-6 - Tanker



MC1 - Medic Car

A firefighter in silhouette is shown working in a dark, smoky environment. The firefighter is wearing a helmet and is positioned on the right side of the frame, facing left. The background is filled with smoke and light from a window or opening, creating a dramatic, high-contrast scene. The overall atmosphere is one of a fire scene at night or in low light.

**Volunteer with Manlius Fire & EMS!**

Learn how at [www.manliusfire.com](http://www.manliusfire.com)

**Thank You!**